

FACULTY

Guest Faculty

Neuro-ophthalmology Faculty

International Guest Faculty

Dr Amit M Saindane

Vice Chair of Clinical Affairs
Associate Professor of Radiology and Imaging Sciences
Emory University School of Medicine, Atlanta USA

National Faculty

Dr Ambika Selvakumar

Head, Department of Neuro-ophthalmology,
Sankara Nethralaya, Chennai

Dr Jyoti Matalia

Head, Pediatric ophthalmology, Strabismus and
Neuro-ophthalmology
Narayana Nathralya 2, Bangalore

Dr Rashmin Gandhi

Director, Foresight Worldwide,
Consultant Neuro-ophthalmology,
CFS Managing Director, Beyond Group

Dr B Venkateshwara Rao

Consultant and Head, Shreya Eye Care Centre, Hyderabad

Neuro-radiology

Dr Veena Noronha

Consultant and Head VRR Scan Centre, Chennai

Dr D Ravi Varma

Consultant Neuroradiologist
Citi Neuro Centre, Hyderabad

Dr Swatee Vasant Halbe

Consultant Interventional Radiologist
Apollo Speciality Hospitals, Chennai

Neurology Faculty

Dr K Venkateshwarulu

Ex-HOD and Prof. Emeritus,
Department of Neurology
Andhra Medical College, Visakhapatnam &
Consultant Neurologist, Pradhama Hospitals

Dr G Butchi Raju

Professor and Head, Department of Neurology
Andhra Medical College,
King George Hospital, Visakhapatnam

Neuro-surgery

Dr T Suresh

Consultant and Head,
Department of Neurosurgery
and Spine, MyCure Hospitals,
Visakhapatnam

Dr P V Ramana

Consultant and Head,
Department of Neurosurgery
and Spine, Seven Hills Hospital,
Visakhapatnam

LVPEI faculty

Dr Akshay Badakere
Dr Prateek Chugale
Dr Uppal Gandhi
Dr Arushi Gupta
Dr Ramesh Kekunnaya
Dr Rajat Kapoor
Dr Debasmita Majhi
Dr Jenil Sheth
Dr Virender Sachdeva
Dr Vivek Warkad
Dr Akruiti Desai

LVPEI Alumnus faculty

Dr Siddharth Kesarwani
Dr Sumit Monga
Dr Mithila Negalur

Otolaryngology

Dr G Rakesh

Consultant ENT Specialist
Pinnacle Hospital, Visakhapatnam

Radiology Faculty

Dr Suman Kalagara
Founding director and Senior Consultant,
Vijaya Medical Centre, Visakhapatnam
Dr P Srinivas Perraju
Consultant, Vijaya Medical Centre, Visakhapatnam
Dr M Mani Babu
Consultant, Vijaya Medical Centre, Visakhapatnam
Dr K V Radhika
Consultant, Vijaya Medical Centre, Visakhapatnam

Webinar Link: <http://node1.weblivecasting.com:81/lvpei/login>

Contact information

Dr Virender Sachdeva / Dr Rajat Kapoor

Consultants,
Pediatric Ophthalmology, Strabismus and Neuro-ophthalmology
LVPEI, GMRV Campus, Visakhapatnam
Email: vsachdeva@lvpei.org, rajatkapoor@lvpei.org
Tel: 9505920647/9790071013

Mr Lokesh / Mr Shivaram

Tel: +91-891-3984103 / +91-891-3984307
Mobile: 9396612020 / 9010780260
Email: lokesh@lvpei.org
ysivaram@lvpei.org

Neuro-Ophtho-Radiology Update

Looking Beyond the Eye - VII



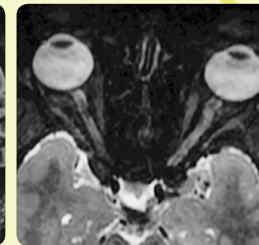
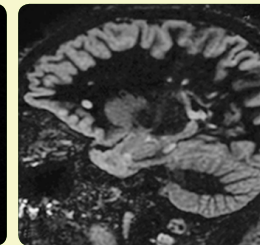
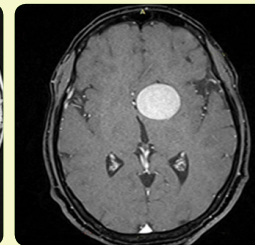
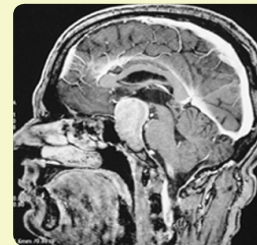
LV Prasad Eye Institute

GMR Varalakshmi Campus, Visakhapatnam

Aug 3-4, 2019

Exclusive Meeting for

Ophthalmologists, Radiologists, Neurologists and Neurosurgeons



INVITATION

Dear Friends,

Greetings from L V Prasad Eye Institute, GMRV Campus, Visakhapatnam!

Following the success of our previous meetings on Eye and Systemic Diseases, 'Looking Beyond The Eye', we have planned the next edition along similar lines, with the focus on 'Neuroimaging in important Neuro-ophthalmological conditions.'

Neuro-imaging is important in the diagnosis and management of many ophthalmological conditions. However, there is no formal training for ophthalmologists in this important field. Further there are wide advances in Neuroimaging pertaining to each condition. Therefore this meeting is imperative '*not only for ophthalmologists but neurologists, neuro-surgeons and radiologists as well*'. This meeting attempts to achieve this through an appropriate blend of panelists from these subspecialties, didactic lectures, parallel radio-anatomy sessions, and case based discussions.

Who will benefit:

- Ophthalmologists, Neurologists, Neuro-surgeons, Radiologists interested in holistic management of the patients
- Residents and postgraduates in training in each of these specialties

What will you Gain:

- Recapitulate relevant Neuro-anatomy
- Understand basic principles, protocols and interpretation of CT and MRI
- Learn and Master **What To See In Neuro-Imaging Yourself**
- Classical and Atypical radiological features in common conditions
- What specific signs you would look for in your next patient?

What's Special this year:

- Radio-anatomy session
- **BEFRIEND YOUR MRI** – learn the basic MRI interpretation
- Neuro-vascular neuroimaging
- Global Guest Lecture on **Neuroimaging in IIH and related conditions**
- Clinical case-based approach
- Panel of Neurologist/ Neurosurgeons, Neuro-radiologists, Neuro-ophthalmologist for each session
- Synopsis at end of each session to reiterate what you need to use in the clinic.

We look forward to seeing you on August 3rd and 4th at the Auditorium, LVPEI GMRV Campus, Visakhapatnam.

LVPEI-GMRV Team

Programe Schedule

DAY 1, August 3rd, 2019, Saturday

Session I: Radio-anatomy sessions

02:00 to 02:10 pm	Welcome Address
02:10 to 02:50 pm	Interpretation and Principles of common CT/ MRI
02:50 to 04:20 pm	Radio-anatomy sessions I, II, III (Eyeball and orbit, Visual pathways, orbital apex and cavernous sinus)

04:20 to 04:40 pm

Tea Break

Session II: Enhance Neuroimaging understanding session

04:45 to 05:15 pm	Radioanatomy session IV: III, IV, VI cranial nerves
05:15 to 06:00 pm	Neurovascular radio-anatomy and Imaging

Session III: Interactive session and Global Guest Lecture

06:00 to 06:20 pm	Interactive Session/Quiz
06:30 to 07:30 pm	Guest lecture: Imaging in IIH and related conditions - observing the minute details
07:30 to 08:15 pm	Interesting Neuroimaging Cases
08:15 pm onwards	Social time / Dinner

DAY 2, August 4, 2019 - Sunday, Hybrid Sessions (Case based, Didactics and Discussion)

Session IV: Imaging in Demyelinating disorders

08:30 to 09:00 am	Typical optic neuritis and MS
09:00 to 09:30 am	NMO
09:30 to 09:50 am	Atypical lesions - ADEM/ anti MOG ON/PML/ Perineuritis

Session V: Imaging in acute ischemic lesions

10:20 to 10:40 am	Acute onset visual field defect
10:40 to 10:50 am	PRES
10:50 to 11:00 am	Imaging in acute PION and NAION
11:00 to 11:30 am	Aneurysm and AV malformations

Session VI: Sellar and anterior visual pathway tumors

11:40 am to 12:10 pm	Pituitary Tumors
12:10 to 12:30 pm	Meningiomas
12:30 to 12:50 pm	Pediatric anterior visual pathway tumors - Gliomas
12:50 to 1:10 pm	Posterior Fossa Tumors

Session VII: Imaging in orbital tumors & inflammation

2:00 to 2:20 pm	Optic nerve sheath tumors
2:20 to 2:40 pm	NSOID and Thyroid
2:40 to 3:00 pm	Tolosa Hunt and Cavernous sinus syndrome

Session VIII: Newer techniques in MRI

3:00 to 3:35 pm	New techniques of relevance to Neuro-ophthalmology
3:35 to 3:45 pm	Discussion
3:45 to 4:00 pm	Tea Break

Session IX: Imaging in acute diplopia

4:00 to 4:20 pm	When and What to image an acute Cranial N palsy?
4:20 to 4:40 pm	Third nerve palsy
4:40 to 5:00 pm	Sixth nerve palsy
5:00 to 5:20 pm	Internuclear ophthalmoplegia and Gaze Palsies

Vote of Thanks

Registration charges

Early Bird (June 30, 2019)	: INR 2000 for practitioners, and Rs. 1000 for residents/Fellows
Advance registration July 25, 2019)	: INR 2500 for practitioners, and Rs. 1200 for residents/Fellows
Spot registration	: INR 3000 for practitioners, and Rs. 1500 for residents/Fellows
Web registration	: INR 2500
Pay online via Netbanking or offline via DD/Cash/Cheque	
Registration fee is inclusive of GST and is non-refundable	

Bank details for Fund transfer:

Name of the Account	: HYDERABAD EYE INSTITUTE
Name of the Bank	: IDBI Bank
Bank Account No.	: 0031104000250535
IFSC Code	: IBKL0000031
Bank Branch & Address	: Siripuram Branch, VIP Road, Visakhapatnam
Account Type	: Savings Bank